



**Department of
Job and Family Services**

Mike DeWine, Governor
Kimberly Hall, Director

The Office of
Workforce Development

Ohio's Comprehensive Case Management and Employment Program (CCMEP)

Performance Report: Program Year 2019 UNADJUSTED Quarter Two

CCMEP Report:

Program Year 2019 UNADJUSTED Quarter Two

The Comprehensive Case Management Employment Program (CCMEP) Performance Report is produced by the Ohio Department of Job and Family Services' Office of Workforce Development for distribution to Local Workforce Area directors, County Department Job and Family Services directors, CCMEP Lead Agency contacts and CCMEP performance contacts and stakeholders. The report contains participant and program data for Program Year 2019 (PY 2019) from Ohio's Workforce Case Management System (OWCMS). PY 2019 runs from July 1, 2019 through June 30, 2020.

The report organized is by statewide, WIOA Local Workforce Area, and CCMEP Lead Agency. Each section contains summary performance data and participant demographic data. Additional information and definitions of performance measures, their evaluation, and performance cohorts is in the beginning of this document for reference. A glossary of terms used throughout the report is at the end of this document.

NOTE: This is a quarterly report for informational purposes. At the end of each program year, the negotiated standard will be adjusted according to the Statistical Adjustment Model, which accounts for changes in the characteristics of the participants served and economic factors in CCMEP Lead Agencies. This is an "UNADJUSTED" Quarterly Report which includes the numerator, denominator, and outcome for each measure and contains "TBD" for "To Be Determined" for the columns titled "Adjusted Lead Agency Standard" and "Lead Agency Results". The "ADJUSTED" Annual Report will be released after PY 2019 and will include the final numerator, denominator, outcome AND the "Adjusted Lead Agency Standard" AND the evaluation (e.g., meets, exceeds, or fails) for "Lead Agency Results" for each measure not in baseline.

For additional information regarding CCMEP performance and reporting, please refer to the program performance website:

<http://jfs.ohio.gov/owd/WIOA/Performance/index.stm>.

If you have any questions or comments about this report, please contact Daniel Rizo-Patron at 614-466-9881 or Daniel.Rizo-Patron@jfs.ohio.gov or Roxanne Clark at 614-466-9951 or Roxanne.Clark@jfs.ohio.gov. If you have any questions or comments about CCMEP, please contact the CCMEP QNA Help Desk at CCMEPQNA@jfs.ohio.gov.

CCMEP Primary Performance Measures

This report includes six CCMEP primary performance measures for each lead agency as outlined in paragraph (A) of [rule 5101:14-1-07 of the Ohio Administrative Code](#) (OAC) and highlighted below:

- 1) Education, training or employment at exit:** the percentage of program participants that are in unsubsidized employment, education, or training activities at exit.

- 2) Education, training or employment 2nd quarter after exit:** the percentage of program participants that are in unsubsidized employment, education, or training activities during the second quarter after exit.

- 3) Education, training or employment 4th quarter after exit:** the percentage of program participants that are in unsubsidized employment, education, or training activities during the fourth quarter after exit.

- 4) Median earnings 2nd quarter after exit:** the median earnings of program participants who are in unsubsidized employment during the second quarter after exit.

CCMEP Primary Performance Measures (continued)

5) Credential attainment rate: the percentage of program participants that were in an education or training program while enrolled in CCMEP who obtain a recognized post-secondary credential, or a secondary school diploma or its recognized equivalent during participation in or within one year after exit from CCMEP. A program participant who has attained a secondary school diploma or its recognized equivalent can only be included in this measure if the program participant is also employed or is enrolled in an education or training program leading to a recognized postsecondary credential within one year after exit from the program.

6) Measurable skill gains: the percentage of program participants who, during a program year, are in an education or training program that leads to a High School Diploma or its Equivalency, a recognized postsecondary credential or employment and who are achieving documented academic, technical, occupational, or other forms of progress, towards such a credential or employment. Gains will be based on attainment of one of the following: 1) gain in at least one educational functioning level; 2) High School Diploma or its Equivalency; 3) secondary/post-secondary transcript/report card showing that the participant is achieving the state unit's policies for academic standards; 4) satisfactory or better progress report towards established milestones from the employer/training provider who is providing training; or 5) successful completion of an exam that is required for a particular occupation, or progress in attaining technical or occupational skills as evidenced by trade-related benchmarks such as knowledge-based exams.

CCMEP Methodology for Assessing Performance

Ohio's Comprehensive Case Management and Employment Program performance is evaluated at the end of each program year. After the end of the program year an adjustment of a lead agency's performance standard(s) may occur as a result of updated demographic and economic indicators by means of the statistical adjustment model. Only after this adjustment process is complete can an official evaluation of a lead agency's performance be accomplished.

Each individual measure will be interpreted based on the position of the outcome relative to the lead agency's performance standard using the Exceeds, Meets, and Fails criteria defined below. Achieving a '**Meets**' or '**Exceeds**' on all individual measures constitutes lead agency success. Obtaining a '**Fails**' on any individual measure constitutes lead agency failure.

Exceeds: When the actual lead agency's performance achieved against an individual performance measure is in excess of 105 percent of the performance standard for the measure.

Meets: When the actual lead agency's performance achieved against an individual performance measure falls in the range of 80 to 105 percent of the performance standard for the measure.

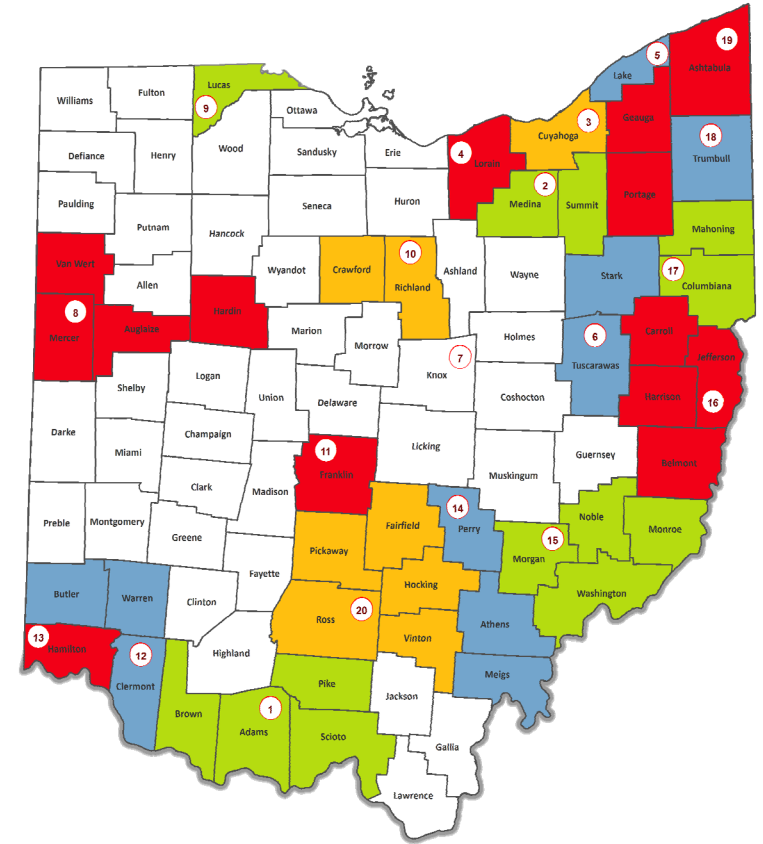
Fails: When the actual lead agency's performance achieved against an individual performance measure is less than 80 percent of the performance standard.

CCMEP Performance Measure Cohorts	Program Year 2019				When Performance Evaluation Occurs
	July 2019 - June 2020				
Performance Measures are Evaluated and Reported by Quarter and by Program Year	1st Qtr PY 19	2nd Qtr PY 19	3rd Qtr PY 19	4th Qtr PY 19	
Education, Training or Employment At Exit	Apr-Jun 2019	Jul-Sept 2019	Oct-Dec 2019	Jan-Mar 2020	After Exit
Education, Training or Employment 2nd Quarter After Exit	Jul-Sept 2018	Oct-Dec 2018	Jan-Mar 2019	Apr-Jun 2019	After Exit
Education, Training or Employment 4th Quarter After Exit	Jan-Mar 2018	Apr-Jun 2018	Jul-Sep 2018	Oct-Dec 2018	After Exit
Median Earnings 2nd Quarter after Exit	Jul-Sept 2018	Oct-Dec 2018	Jan-Mar 2019	Apr-Jun 2019	After Exit
Credential Attainment	Jan-Mar 2018	Apr-Jun 2018	Jul-Sep 2018	Oct-Dec 2018	After Exit
Measurable Skill Gains	Jul-Sept 2019	Oct-Dec 2019	Jan-Mar 2020	Apr-Jun 2020	During Enrollment

The columns indicate WHEN a measure's evaluation and reporting occurs (e.g., Quarter 1 of Program Year 2019). The rows indicate which measure and the COHORT that will be measured (e.g., those who exited the program between July 2018 and September 2018 will be evaluated for the "Education, Training, or Employment 2nd Quarter After Exit" measure, in Quarter 1 of Program Year 2019). The Cohort date range will be determined by the "When Performance Evaluation Occurs" column; if it is "After Exit", then the cohort dates will be the participants' exit date range, if it is "During Enrollment" then the cohort dates will indicate the enrollment period.

Statewide	UNADJUSTED Quarterly CCMEP Performance Report PY 2019 Q2
Unadjusted Quarterly PY 2019 Q2 7/1/2019 - 12/31/2019	

Performance Measures	Statewide Numerator	Statewide Denominator	Statewide Rate
Education, Training or Employment at Exit <i>Cohort Period: 4/1/2019-9/30/2019</i>	3,217	4,736	67.9%
Education, Training or Employment 2nd Quarter after Exit <i>Cohort Period: 7/1/2018-12/31/2018</i>	3,155	4,945	63.8%
Education, Training or Employment 4th Quarter after Exit <i>Cohort Period: 1/1/2018-6/30/2018</i>	2,276	3,257	69.9%
Median Earnings 2nd Quarter after Exit <i>Cohort Period: 7/1/2018-12/31/2018</i>		2,920	\$2,400
Credential Attainment <i>Cohort Period: 1/1/2018-6/30/2018</i>	634	1,716	36.9%
Measurable Skill Gains † <i>Cohort Period: 7/1/2019-12/31/2019</i>	1,402	12,850	10.9%
<p>* For definitions of terms used in this report, see glossary starting on page 231.</p> <p>† The Measurable Skill Gains rate represents the percentage of program participants who, during a program year, are in an education or training program that leads to a recognized postsecondary credential or employment and who are achieving measurable skill gains toward such a credential or employment. IMPORTANT NOTE: participants in this measure have until the end of the program year (i.e., June 30, 2020) to show a skill gain.</p>			

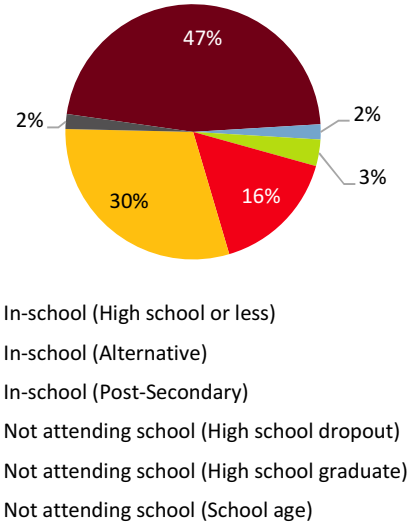


Program Participants	Count	Percentage
Participants Served	19,845	
Participants Exited <i>Cohort Period: 4/1/2019-9/30/2019</i>	4,803	
Excluded from Performance Measures	67	1.4%

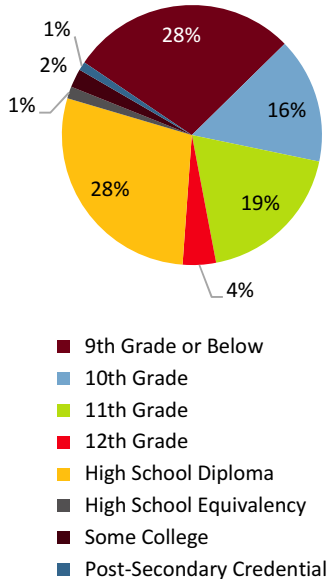
Program Funding	Count	Percentage
TANF Funded Participants	12,519	63.1%
WIOA Funded Participants	3,311	16.7%
TANF and WIOA Co-Funded Participants	4,014	20.2%

Participant Demographics	Count	Percentage
Total Participants Served	19,845	
Out of School Youth Adjustment Factor		11.6%
Participants' Gender		
Female	13,101	66.0%
Male	6,612	33.3%
Did not Disclose	131	0.7%
Participants' Current Age		
14-15	1,799	9.1%
16-18	6,514	32.8%
19-20	3,693	18.6%
21-22	2,965	14.9%
23-24	2,968	15.0%
25 and Older	1,905	9.6%
Participants' Ethnicity/Race		
Hispanic/Latino	973	4.9%
American Indian/Alaskan Native	50	0.3%
Asian	157	0.8%
Black/African American	10,887	54.9%
Native Hawaiian/Pacific Islander	20	0.1%
White	7,148	36.0%
More than One Race	556	2.8%
Program Characteristics		
TANF Benefit Recipient	10,542	53.1%
OWF Work Eligible	4,963	25.0%
OWF Volunteer	754	3.8%
PRC Volunteer	3,758	18.9%

Education Status at Enrollment



Education Level at Enrollment



Participant Demographics	Count	Percentage
Education Status at Enrollment		
In-school (High school or less)	9,292	46.8%
In-school (Alternative)	383	1.9%
In-school (Post-Secondary)	668	3.4%
Not attending school (High school dropout)	3,190	16.1%
Not attending school (High school graduate)	5,938	29.9%
Not attending school (School age)	373	1.9%
Education Level at Enrollment		
9 th Grade or Below	5,590	28.2%
10 th Grade	3,107	15.7%
11 th Grade	3,720	18.7%
12 th Grade	822	4.1%
High School Diploma	5,637	28.4%
High School Equivalency	296	1.5%
Some College	461	2.3%
Post-Secondary Credential	211	1.1%
Participants with Barrier to Employment		
Individual with a Disability	6,271	31.6%
Pregnant or Parenting	7,475	37.7%
Single Parent	5,841	29.4%
Basic Skills Deficient	11,486	57.9%
Foster Youth	1,407	7.1%
Homeless Individuals / Runaway Youth	1,234	6.2%
Lack Transportation	5,009	25.2%
Substance Abuse	2,532	12.8%
Ex-Offender	4,235	21.3%

WIOA Local Workforce Area 12

County	CCMEP Lead Agency
Butler	Butler CDJFS
Clermont	Clermont CDJFS
Warren	OMJ Warren County

Area 12	UNADJUSTED Quarterly CCMEP Performance Report PY 2019 Q2
Unadjusted Quarterly PY 2019 Q2 7/1/2019 - 12/31/2019	

Performance Measures	Area Numerator	Area Denominator	Area Rate	Statewide Rate
Education, Training or Employment at Exit <i>Cohort Period: 4/1/2019-9/30/2019</i>	44	64	68.8%	67.9%
Education, Training or Employment 2nd Quarter after Exit <i>Cohort Period: 7/1/2018-12/31/2018</i>	53	107	49.5%	63.8%
Education, Training or Employment 4th Quarter after Exit <i>Cohort Period: 1/1/2018-6/30/2018</i>	33	47	70.2%	69.9%
Median Earnings 2nd Quarter after Exit <i>Cohort Period: 7/1/2018-12/31/2018</i>		49	\$2,766	\$2,400
Credential Attainment <i>Cohort Period: 1/1/2018-6/30/2018</i>	4	13	30.8%	36.9%
Measurable Skill Gains † <i>Cohort Period: 7/1/2019-12/31/2019</i>	102	302	33.8%	10.9%



* For definitions of terms used in this report, see glossary starting on page 231.

† The Measurable Skill Gains rate represents the percentage of program participants who, during a program year, are in an education or training program that leads to a recognized postsecondary credential or employment and who are achieving measurable skill gains toward such a credential or employment. IMPORTANT NOTE: participants in this measure have until the end of the program year (i.e., June 30, 2020) to show a skill gain.

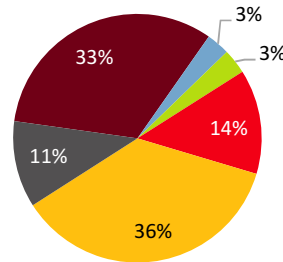
Program Participants	Count	Percentage
Participants Served	523	
Participants Exited <i>Cohort Period: 4/1/2019-9/30/2019</i>	67	
Excluded from Performance Measures	3	4.5%

Program Funding	Count	Percentage
TANF Funded Participants	226	43.2%
WIOA Funded Participants	255	48.8%
TANF and WIOA Co-Funded Participants	42	8.0%

Area 12	UNADJUSTED Quarterly CCMEP Performance Report PY 2019 Q2	
Unadjusted Quarterly PY 2019 Q2 7/1/2019 - 12/31/2019		

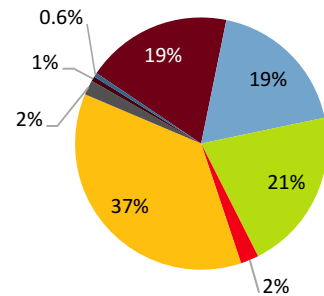
Participant Demographics	Count	Percentage
Total Participants Served	523	
Out of School Youth Adjustment Factor		9.6%
Participants' Gender		
Female	313	59.8%
Male	209	40.0%
Did not Disclose	1	0.2%
Participants' Current Age		
14-15	36	6.9%
16-18	181	34.6%
19-20	112	21.4%
21-22	83	15.9%
23-24	64	12.2%
25 and Older	47	9.0%
Participants' Ethnicity/Race		
Hispanic/Latino	34	6.5%
American Indian/Alaskan Native	0	0.0%
Asian	1	0.2%
Black/African American	91	17.4%
Native Hawaiian/Pacific Islander	0	0.0%
White	393	75.1%
More than One Race	6	1.1%
Program Characteristics		
TANF Benefit Recipient	176	33.7%
OWF Work Eligible	64	12.2%
OWF Volunteer	0	0.0%
PRC Volunteer	102	19.5%

Education Status at Enrollment



- In-school (High school or less)
- In-school (Alternative)
- In-school (Post-Secondary)
- Not attending school (High school dropout)
- Not attending school (High school graduate)
- Not attending school (School age)

Education Level at Enrollment



- 9th Grade or Below
- 10th Grade
- 11th Grade
- 12th Grade
- High School Diploma
- High School Equivalency
- Some College
- Post-Secondary Credential

Participant Demographics	Count	Percentage
Education Status at Enrollment		
In-school (High school or less)	170	32.5%
In-school (Alternative)	16	3.1%
In-school (Post-Secondary)	17	3.3%
Not attending school (High school dropout)	71	13.6%
Not attending school (High school graduate)	190	36.3%
Not attending school (School age)	59	11.3%
Education Level at Enrollment		
9 th Grade or Below	98	18.7%
10 th Grade	97	18.5%
11 th Grade	109	20.8%
12 th Grade	12	2.3%
High School Diploma	191	36.5%
High School Equivalency	10	1.9%
Some College	3	0.6%
Post-Secondary Credential	3	0.6%
Participants with Barrier to Employment		
Individual with a Disability	256	48.9%
Pregnant or Parenting	153	29.3%
Single Parent	121	23.1%
Basic Skills Deficient	303	57.9%
Foster Youth	72	13.8%
Homeless Individuals / Runaway Youth	26	5.0%
Lack Transportation	127	24.3%
Substance Abuse	129	24.7%
Ex-Offender	181	34.6%

UNADJUSTED Quarterly CCMEP Performance Report PY 2019 Q2

Performance Measures	Lead Agency Numerator	Lead Agency Denominator	Lead Agency Rate	Statewide Rate	Negotiated Lead Agency Standard	Adjusted Lead Agency Standard	Unadjusted "Meets" Level	Unadjusted "Exceeds" Level	Lead Agency Results*
Education, Training or Employment at Exit <i>Cohort Period: 4/1/2019-9/30/2019</i>	5	11	45.5%	67.9%	Baseline	Baseline	Baseline	Baseline	Baseline
Education, Training or Employment 2nd Quarter after Exit <i>Cohort Period: 7/1/2018-12/31/2018</i>	9	12	75.0%	63.8%	70.0%	TBD	56.0%	73.5%	TBD
Education, Training or Employment 4th Quarter after Exit <i>Cohort Period: 1/1/2018-6/30/2018</i>	11	16	68.8%	69.9%	68.0%	TBD	54.4%	71.4%	TBD
Median Earnings 2nd Quarter after Exit <i>Cohort Period: 7/1/2018-12/31/2018</i>		9	\$3,636	\$2,400	Baseline	Baseline	Baseline	Baseline	Baseline
Credential Attainment <i>Cohort Period: 1/1/2018-6/30/2018</i>	3	8	37.5%	36.9%	60.0%	TBD	48.0%	63.0%	TBD
Measurable Skill Gains † <i>Cohort Period: 7/1/2019-12/31/2019</i>	4	108	3.7%	10.9%	Baseline	Baseline	Baseline	Baseline	Baseline

* For definitions of terms used in this report, see glossary starting on page 231.

† The Measurable Skill Gains rate represents the percentage of program participants who, during a program year, are in an education or training program that leads to a recognized postsecondary credential or employment and who are achieving measurable skill gains toward such a credential or employment. IMPORTANT NOTE: participants in this measure have until the end of the program year (i.e., June 30, 2020) to show a skill gain.

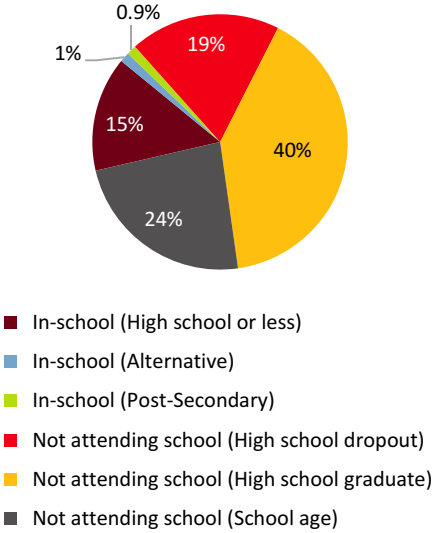
Program Participants	Count	Percentage
Total Participants Served	241	
Total Participants Exited <i>Cohort Period: 4/1/2019-9/30/2019</i>	11	
Excluded from Performance Measures	0	0.0%

Program Funding	Count	Percentage
TANF Funded Participants	49	20.3%
WIOA Funded Participants	162	67.2%
TANF and WIOA Co-Funded Participants	30	12.4%

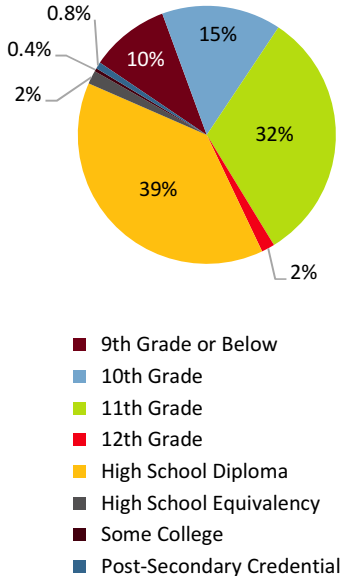
Butler CDJFS	UNADJUSTED Quarterly CCMEP Performance Report PY 2019 Q2
Unadjusted Quarterly PY 2019 Q2 7/1/2019 - 12/31/2019	

Participant Demographics	Count	Percentage
Total Participants Served	241	
Out of School Youth Adjustment Factor		31.5%
Participants' Gender		
Female	156	64.7%
Male	85	35.3%
Did not Disclose	0	0.0%
Participants' Current Age		
14-15	1	0.4%
16-18	69	28.6%
19-20	62	25.7%
21-22	43	17.8%
23-24	33	13.7%
25 and Older	33	13.7%
Participants' Ethnicity/Race		
Hispanic/Latino	26	10.8%
American Indian/Alaskan Native	0	0.0%
Asian	1	0.4%
Black/African American	65	27.0%
Native Hawaiian/Pacific Islander	0	0.0%
White	149	61.8%
More than One Race	3	1.2%
Program Characteristics		
TANF Benefit Recipient	47	19.5%
OWF Work Eligible	40	16.6%
OWF Volunteer	0	0.0%
PRC Volunteer	0	0.0%

Education Status at Enrollment



Education Level at Enrollment



Participant Demographics	Count	Percentage
Education Status at Enrollment		
In-school (High school or less)	35	14.5%
In-school (Alternative)	3	1.2%
In-school (Post-Secondary)	3	1.2%
Not attending school (High school dropout)	46	19.1%
Not attending school (High school graduate)	97	40.2%
Not attending school (School age)	57	23.7%
Education Level at Enrollment		
9 th Grade or Below	24	10.0%
10 th Grade	36	14.9%
11 th Grade	77	32.0%
12 th Grade	4	1.7%
High School Diploma	93	38.6%
High School Equivalency	4	1.7%
Some College	1	0.4%
Post-Secondary Credential	2	0.8%
Participants with Barrier to Employment		
Individual with a Disability	116	48.1%
Pregnant or Parenting	85	35.3%
Single Parent	68	28.2%
Basic Skills Deficient	136	56.4%
Foster Youth	35	14.5%
Homeless Individuals / Runaway Youth	14	5.8%
Lack Transportation	71	29.5%
Substance Abuse	59	24.5%
Ex-Offender	93	38.6%

Clermont CDJFS	UNADJUSTED Quarterly CCMEP Performance Report PY 2019 Q2
Unadjusted Quarterly PY 2019 Q2 7/1/2019 - 12/31/2019	

Performance Measures	Lead Agency Numerator	Lead Agency Denominator	Lead Agency Rate	Statewide Rate	Negotiated Lead Agency Standard	Adjusted Lead Agency Standard	Unadjusted "Meets" Level	Unadjusted "Exceeds" Level	Lead Agency Results*
Education, Training or Employment at Exit <i>Cohort Period: 4/1/2019-9/30/2019</i>	37	48	77.1%	67.9%	Baseline	Baseline	Baseline	Baseline	Baseline
Education, Training or Employment 2nd Quarter after Exit <i>Cohort Period: 7/1/2018-12/31/2018</i>	36	81	44.4%	63.8%	70.0%	TBD	56.0%	73.5%	TBD
Education, Training or Employment 4th Quarter after Exit <i>Cohort Period: 1/1/2018-6/30/2018</i>	19	28	67.9%	69.9%	68.0%	TBD	54.4%	71.4%	TBD
Median Earnings 2nd Quarter after Exit <i>Cohort Period: 7/1/2018-12/31/2018</i>		32	\$2,400	\$2,400	Baseline	Baseline	Baseline	Baseline	Baseline
Credential Attainment <i>Cohort Period: 1/1/2018-6/30/2018</i>	0	4	0.0%	36.9%	60.0%	TBD	48.0%	63.0%	TBD
Measurable Skill Gains † <i>Cohort Period: 7/1/2019-12/31/2019</i>	73	132	55.3%	10.9%	Baseline	Baseline	Baseline	Baseline	Baseline

* For definitions of terms used in this report, see glossary starting on page 231.

† The Measurable Skill Gains rate represents the percentage of program participants who, during a program year, are in an education or training program that leads to a recognized postsecondary credential or employment and who are achieving measurable skill gains toward such a credential or employment. IMPORTANT NOTE: participants in this measure have until the end of the program year (i.e., June 30, 2020) to show a skill gain.

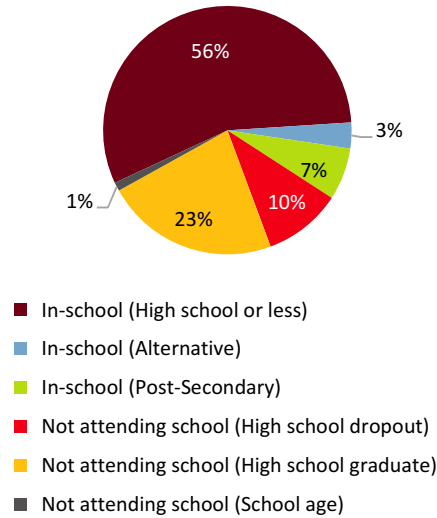
Program Participants	Count	Percentage
Total Participants Served	177	
Total Participants Exited <i>Cohort Period: 4/1/2019-9/30/2019</i>	50	
Excluded from Performance Measures	2	4.0%

Program Funding	Count	Percentage
TANF Funded Participants	119	67.2%
WIOA Funded Participants	48	27.1%
TANF and WIOA Co-Funded Participants	10	5.6%

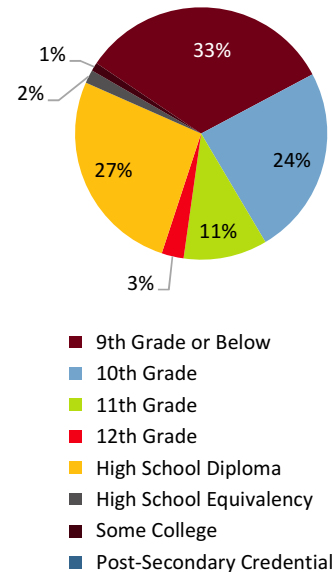
Clermont CDJFS Unadjusted Quarterly PY 2019 Q2 7/1/2019 - 12/31/2019	<h2 style="margin: 0;">UNADJUSTED Quarterly CCMEP Performance Report PY 2019 Q2</h2>
---	--

Participant Demographics	Count	Percentage
Total Participants Served	177	
Out of School Youth Adjustment Factor		2.6%
Participants' Gender		
Female	104	58.8%
Male	73	41.2%
Did not Disclose	0	0.0%
Participants' Current Age		
14-15	24	13.6%
16-18	78	44.1%
19-20	26	14.7%
21-22	22	12.4%
23-24	18	10.2%
25 and Older	9	5.1%
Participants' Ethnicity/Race		
Hispanic/Latino	4	2.3%
American Indian/Alaskan Native	0	0.0%
Asian	0	0.0%
Black/African American	18	10.2%
Native Hawaiian/Pacific Islander	0	0.0%
White	152	85.9%
More than One Race	1	0.6%
Program Characteristics		
TANF Benefit Recipient	125	70.6%
OWF Work Eligible	21	11.9%
OWF Volunteer	0	0.0%
PRC Volunteer	102	57.6%

Education Status at Enrollment



Education Level at Enrollment



Participant Demographics	Count	Percentage
Education Status at Enrollment		
In-school (High school or less)	99	55.9%
In-school (Alternative)	6	3.4%
In-school (Post-Secondary)	12	6.8%
Not attending school (High school dropout)	18	10.2%
Not attending school (High school graduate)	40	22.6%
Not attending school (School age)	2	1.1%
Education Level at Enrollment		
9 th Grade or Below	58	32.8%
10 th Grade	43	24.3%
11 th Grade	19	10.7%
12 th Grade	5	2.8%
High School Diploma	47	26.6%
High School Equivalency	3	1.7%
Some College	2	1.1%
Post-Secondary Credential	0	0.0%
Participants with Barrier to Employment		
Individual with a Disability	82	46.3%
Pregnant or Parenting	44	24.9%
Single Parent	32	18.1%
Basic Skills Deficient	124	70.1%
Foster Youth	25	14.1%
Homeless Individuals / Runaway Youth	5	2.8%
Lack Transportation	21	11.9%
Substance Abuse	35	19.8%
Ex-Offender	45	25.4%

OMJ Warren County	UNADJUSTED Quarterly CCMEP Performance Report PY 2019 Q2
Unadjusted Quarterly PY 2019 Q2 7/1/2019 - 12/31/2019	

Performance Measures	Lead Agency Numerator	Lead Agency Denominator	Lead Agency Rate	Statewide Rate	Negotiated Lead Agency Standard	Adjusted Lead Agency Standard	Unadjusted "Meets" Level	Unadjusted "Exceeds" Level	Lead Agency Results*
Education, Training or Employment at Exit <i>Cohort Period: 4/1/2019-9/30/2019</i>	2	5	40.0%	67.9%	Baseline	Baseline	Baseline	Baseline	Baseline
Education, Training or Employment 2nd Quarter after Exit <i>Cohort Period: 7/1/2018-12/31/2018</i>	8	14	57.1%	63.8%	70.0%	TBD	56.0%	73.5%	TBD
Education, Training or Employment 4th Quarter after Exit <i>Cohort Period: 1/1/2018-6/30/2018</i>	3	3	100.0%	69.9%	68.0%	TBD	54.4%	71.4%	TBD
Median Earnings 2nd Quarter after Exit <i>Cohort Period: 7/1/2018-12/31/2018</i>		8	\$6,181	\$2,400	Baseline	Baseline	Baseline	Baseline	Baseline
Credential Attainment <i>Cohort Period: 1/1/2018-6/30/2018</i>	1	1	100.0%	36.9%	60.0%	TBD	48.0%	63.0%	TBD
Measurable Skill Gains † <i>Cohort Period: 7/1/2019-12/31/2019</i>	25	62	40.3%	10.9%	Baseline	Baseline	Baseline	Baseline	Baseline

* For definitions of terms used in this report, see glossary starting on page 231.

† The Measurable Skill Gains rate represents the percentage of program participants who, during a program year, are in an education or training program that leads to a recognized postsecondary credential or employment and who are achieving measurable skill gains toward such a credential or employment. IMPORTANT NOTE: participants in this measure have until the end of the program year (i.e., June 30, 2020) to show a skill gain.

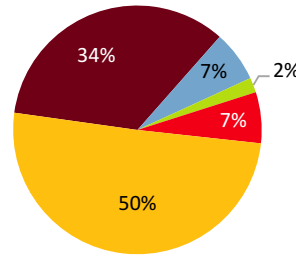
Program Participants	Count	Percentage
Total Participants Served	105	
Total Participants Exited <i>Cohort Period: 4/1/2019-9/30/2019</i>	6	
Excluded from Performance Measures	1	16.7%

Program Funding	Count	Percentage
TANF Funded Participants	58	55.2%
WIOA Funded Participants	45	42.9%
TANF and WIOA Co-Funded Participants	2	1.9%

OMJ Warren County Unadjusted Quarterly PY 2019 Q2 7/1/2019 - 12/31/2019	<h2 style="margin: 0;">UNADJUSTED Quarterly CCMEP Performance Report PY 2019 Q2</h2>
--	--

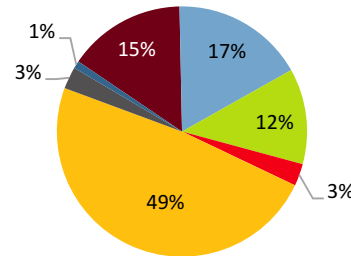
Participant Demographics	Count	Percentage
Total Participants Served	105	
Out of School Youth Adjustment Factor		1.9%
Participants' Gender		
Female	53	50.5%
Male	51	48.6%
Did not Disclose	1	1.0%
Participants' Current Age		
14-15	11	10.5%
16-18	34	32.4%
19-20	24	22.9%
21-22	18	17.1%
23-24	13	12.4%
25 and Older	5	4.8%
Participants' Ethnicity/Race		
Hispanic/Latino	4	3.8%
American Indian/Alaskan Native	0	0.0%
Asian	0	0.0%
Black/African American	8	7.6%
Native Hawaiian/Pacific Islander	0	0.0%
White	92	87.6%
More than One Race	2	1.9%
Program Characteristics		
TANF Benefit Recipient	4	3.8%
OWF Work Eligible	3	2.9%
OWF Volunteer	0	0.0%
PRC Volunteer	0	0.0%

Education Status at Enrollment



- In-school (High school or less)
- In-school (Alternative)
- In-school (Post-Secondary)
- Not attending school (High school dropout)
- Not attending school (High school graduate)
- Not attending school (School age)

Education Level at Enrollment



- 9th Grade or Below
- 10th Grade
- 11th Grade
- 12th Grade
- High School Diploma
- High School Equivalency
- Some College
- Post-Secondary Credential

Participant Demographics	Count	Percentage
Education Status at Enrollment		
In-school (High school or less)	36	34.3%
In-school (Alternative)	7	6.7%
In-school (Post-Secondary)	2	1.9%
Not attending school (High school dropout)	7	6.7%
Not attending school (High school graduate)	53	50.5%
Not attending school (School age)	0	0.0%
Education Level at Enrollment		
9 th Grade or Below	16	15.2%
10 th Grade	18	17.1%
11 th Grade	13	12.4%
12 th Grade	3	2.9%
High School Diploma	51	48.6%
High School Equivalency	3	2.9%
Some College	0	0.0%
Post-Secondary Credential	1	1.0%
Participants with Barrier to Employment		
Individual with a Disability	58	55.2%
Pregnant or Parenting	24	22.9%
Single Parent	21	20.0%
Basic Skills Deficient	43	41.0%
Foster Youth	12	11.4%
Homeless Individuals / Runaway Youth	7	6.7%
Lack Transportation	35	33.3%
Substance Abuse	35	33.3%
Ex-Offender	43	41.0%

Comprehensive Case Management and Employment Program (CCMEP)

Performance Report Glossary

Area Rate: The actual level of performance achieved in the WIOA Local Area. It is the Area numerator (see “numerator”) divided by the Area denominator (see “denominator”) expressed as a percentage. The rate of median earnings is the exception; the median represents the mid-point between the value of the lowest wage reported and the value of the highest wage reported of the program participant’s performance measure cohort.

Baseline: A starting point used for comparison. For performance measures without an established standard, data will be collected to establish a baseline and performance will be evaluated against a standard in future program years.

Basic Skills Deficient: A youth who has English reading, writing, or computing skills at or below the 8th grade level on a generally accepted standardized test or who is unable to compute or solve problems, or read, write, or speak English, at a level necessary to function on the job, in the individual’s family, or in society. (WIOAPL 15-03).

Comprehensive Case Management Employment Program (CCMEP): A Title IV-A program, a family services duty, and workforce development activity that provides employment, training services and other supportive services to mandatory and voluntary program participants based upon a comprehensive assessment of an individual participant's employment and training needs. (OAC rule 5101:14-1-02)

Cohort: A group of participants who are evaluated for performance during the same time-period.

Cohort Period: The cohort period defines the time frame (in quarters) of participation or program exit that the cohort is being evaluated for the performance measure.

Credential: A nationally recognized degree or certificate which is State and locally recognized and indicates possession of some training, knowledge, or skill.

Credential Attainment Rate: The percentage of all program participants who attain a credential during participation or within 1 year after exit from the program, out of those enrolled in education or a training program leading to a recognized diploma, degree, or a credential.

Denominator: Count of the total number of eligible participants in a cohort for an individual measure; the bottom number in a ratio. For example, in the fraction 2/5, the number five is the denominator.

Educational Level: The participant's highest degree completed at the time of program enrollment.

Education Status: A youth participant's school status at the time of program enrollment.

Education, Training, or Employment At Exit: The percentage of Youth program participants that are in education, training, or unsubsidized employment (see “Unsubsidized Employment”) at the time of program exit (i.e., during the exit quarter).

Education, Training, or Employment 2nd Quarter After Exit: The percentage of Youth program participants in education, training, or unsubsidized employment (see “Unsubsidized Employment”) during the 2nd quarter after exit compared to all Youth program participants who have exited in the cohort period.

Education, Training, or Employment 4th Quarter After Exit: The percentage of Youth program participants in education, training, or unsubsidized employment (see “Unsubsidized Employment”) during the

Comprehensive Case Management and Employment Program (CCMEP)

Performance Report Glossary

4th quarter after exit compared to all Youth program participants who have exited in the cohort.

Exceeds Level: The “exceeds” level represents 105% of the performance standard for an individual measure. The actual lead agency performance “exceeds” the standard for an individual performance measure when it is in excess of 105 percent of the performance standard for the measure.

Excluded from Performance Measures: The percentage of program participants who exit the program during the program year and are excluded for performance due to one of the following conditions: (1) Incarceration or institutionalization; (2) Death; (3) Program participant was exited from CCMEP and the program participant has been awarded Social Security Disability Insurance (SSDI) or Supplemental Security Income (SSI) by the Social Security Administration and has made application for services with Opportunities for Ohioans with Disabilities; (4) Program participant is in the foster care system as defined in 45 C.F.R. 1355.20(a) (01/2012), and exits the program because the program participant has moved from the local workforce area as part of such a program or system; (5) program participant exists because they are a member of the national guard/other reserve military unit of the armed forces and are called to active duty for at least 90 calendar days. (CCMEP Rule 5101:14-1-07 (D)).

Exit: The term “exit” or “program exit” means a participant has not received a service funded by WIOA, or a partner program for 90 consecutive calendar days and is not scheduled for future services, except follow up services. The exit date represents the last day on which the individual received a service funded by WIOA, or a partner program.

Ex-offender: An adult or youth who is or has been subject to any stage of the criminal justice process, and for whom services under WIOA may

be beneficial; or who requires assistance in overcoming barriers to employment resulting from a record of arrest or conviction. (WIOAPL15-20.1) (Section 3(38) of WIOA).

Foster Youth: An individual who: (a) Is in the foster care system; (b) Has aged out of the foster care system; (c) Has attained age 16 and left foster care for kinship guardianship or adoption; (d) Is a child eligible for assistance under the John H. Chafee Foster Care Independence Program; or (e) Is in an out-of-home placement.

Homeless Individuals / Runaway Youth: An individual who lacks fixed, regular, and adequate nighttime residence and includes: (a) An individual who: Is sharing the housing of other persons due to loss of housing, economic hardship, or a similar reason; Is living in a motel, hotel, trailer park, campground due to the lack of alternative adequate accommodations; Is living in an emergency or transitional shelter; Is abandoned in a hospital; or Is awaiting foster care placement. (b) An individual who has a primary nighttime residence that is a public or private place not designed for or ordinarily used as a regular sleeping accommodation for human beings; or (c) Children and youth who are sharing the housing of other persons due to loss of housing, economic hardship, or a similar reason; are living in motels, hotels, trailer parks, or camping grounds due to the lack of alternative adequate accommodations; are living in emergency or transitional shelters; are abandoned in hospitals; or awaiting a foster care placement. (d) Children and youth who have a primary nighttime residence that is a public or private place not designed for or ordinarily used as a regular sleeping accommodation for human beings. (e) Children and youth who are living in cars, parks, public spaces, abandoned buildings, substandard housing, bus or train stations, or similar settings; and (f) Migratory children who qualify as homeless because the children are living in circumstances listed above. (WIOAPL 15-03)

Comprehensive Case Management and Employment Program (CCMEP)

Performance Report Glossary

High School Equivalency (HSE): Enrollment in a program that includes attendance and participation in a course of study that leads to a certificate of a high school equivalency (e.g., General Educational Development (GED)).

Individual with Disability: Any person who has a physical, sensory, or mental impairment which substantially limits one or more major life activities per the Americans with Disabilities Act of 1990 (42 U.S.C. 12102) (ADA) and has a record of such impairment or is regarded as having such impairment. (WIOAPL 15-02 and 15-03).

Lacks Transportation: An individual who has no affordable or reliable means of travel to commute to child care, education, training, or employment that is located beyond a reasonable distance to walk or ride a bicycle, including having no reliable:

- Privately-owned vehicle;
- Public transit system;
- Public transit/human services solution per the county's coordinated transportation plan (available at <http://www.dot.state.oh.us/Divisions/Planning/Transit/Pages/LocallyDevelopedCoordinatedPlans.aspx>); or
- Regular car-pooling or ride-sharing options.

Lead Agency Rate: The actual level of performance achieved in the CCMEP Lead Agency. It is the Lead Agency numerator (see “numerator”) divided by the Lead Agency denominator (see “denominator”) expressed as a percentage. The rate of median earnings is the exception; the median represents the mid-point between the value of the lowest wage reported and the value of the highest wage reported of the program participant’s performance measure cohort.

Lead Agency Standard: The lead agency negotiated level of performance. Lead agencies work with the State of Ohio every two years to decide lead agency performance standards/goals.

Measurable Skill Gains: the percentage of program participants who, during a program year, are in an education or training program that leads to a recognized postsecondary credential or employment and who are achieving measurable skill gains toward such a credential or employment. Gains will be based on attainment of one of the following: 1) gain in at least one educational functioning level; 2) High School Diploma or its Equivalency; 3) secondary/post-secondary transcript/report card showing that the participant is achieving the state unit’s policies for academic standards; 4) satisfactory or better progress report towards established milestones from the employer/training provider who is providing training; or 5) successful completion of an exam that is required for a particular occupation, or progress in attaining technical or occupational skills as evidenced by trade-related benchmarks such as knowledge-based exams. A gain must be attained and documented by the end of each Program Year (June 30th).

Median Earnings 2nd Quarter after Exit: The median earnings of program participants in unsubsidized employment (see “Unsubsidized Employment”) in the 2nd quarter after exit. The median represents the mid-point between the value of the lowest wage reported and the value of the highest wage reported of the cohort period. Employment and earnings will be verified via wage record data from several different sources.

Meets Level: The “meets” level represents 90% of the performance standard for an individual measure. The actual lead agency performance “meets” the standard for an individual performance measure when it

Comprehensive Case Management and Employment Program (CCMEP)

Performance Report Glossary

falls in the range of 90 to 105 percent of the performance standard for the measure.

Numerator: Count of successful outcomes for an individual measure; the top number in a ratio. For example, in the fraction 2/5, the number two is the numerator.

Ohio Works First (OWF): A county-administered, state-supervised program that provides time-limited assistance to needy families with (or expecting) children, by furnishing parents or specified relatives with work, training, and other support services they need in order to attain permanent self-sufficiency while meeting the family's ongoing basic needs. Non-time-limited OWF cash assistance is also provided to child-only cases.

Out of School Youth Adjustment Factor: The percentage of CCMEP TANF participants who are out-of-school and co-enrolled in WIOA, or the percentage of CCMEP TANF expenditures during a program year that may be added to the numerator and denominator of the prior program year's WIOA Out-of-School Youth expenditure rate calculation under waiver authority.

Participant: An individual (14-24) who: (1) Is a mandatory or voluntary CCMEP participant; (2) Has signed an individual opportunity plan (IOP) that includes one or more assignments to a CCMEP activity and (3) Has been exited in the current program year or has not yet been exited from participation in CCMEP in accordance with OAC Rule 5101:14-1-06.

Post-Secondary Education: An education program beyond high school or its equivalent at a community college, four-year college or university, or technical school or trade school, or an accredited institution that leads to a recognized credential.

Pregnant or Parenting: An individual who is pregnant, providing custodial care for one or more dependents under age 18, or the parent of a child under age 18. This includes single parents.

Prevention, Retention and Contingency (PRC): PRC is a program established in Ohio and administered by the Ohio Department of Job and Family Services to help families overcome immediate barriers to achieving or maintaining self-sufficiency. The program was designed to provide benefits and services to needy families and low-income families who are in need of help with essential supports to move out of poverty and become self-sufficient.

Program Year (PY): A program year begins on July 1st and ends on June 30th of the following year. For example, PY 18 begins on July 1st, 2018 and ends on June 30th, 2019.

Secondary school diploma: A high school diploma recognized by a State and that is included for accountability purposes under the Elementary and Secondary Education Act of 1965 (ESEA), as amended by the Every Student Succeeds Act (ESSA).

Single Parent: A single, separated, divorced, or widowed individual who has primary responsibility for one or more dependent children under age 18 or a dependent with a disability (including a single pregnant woman).

Statewide Rate: The actual level of performance achieved statewide. It is the statewide numerator divided by the statewide denominator expressed as a percentage. The rate of median earnings is the exception; the median represents the mid-point between the value of the lowest wage reported and the value of the highest wage reported of the program participant's performance measure cohort.

Comprehensive Case Management and Employment Program (CCMEP)

Performance Report Glossary

Substance Abuse: An individual coping with the overindulgence in or dependence of an addictive substance.

Temporary Assistant to Needy Families (TANF): Temporary Assistance to Needy Families is a federal program providing cash, medical, or food assistance for parents and children.

TANF Funded Participants: CCMEP participant who has received at least one CCMEP TANF-funded service.

TANF and WIOA Co-Funded Participants: CCMEP participants who have received at least one CCMEP TANF-funded service and at least one CCMEP WIOA-funded service.

Unsubsidized employment: Employment in the private sector or public sector for which the employer does not receive a subsidy from public funds to offset all or a part of the wages and costs of employing an individual.

WIOA Funded Participants: CCMEP participant who has received at least one CCMEP WIOA-funded service.

Work Eligible: A work eligible individual means an adult or minor head of household receiving Ohio Works First (OWF) or a non-recipient parent living with a child who is in receipt of OWF unless the parent is: (a) A minor parent who is not the head of household; (b) A non-citizen who is not eligible to receive OWF due to his or her immigration status; (c) A recipient of Supplemental Security Income (SSI) benefits; (d) A recipient of Social Security Disability Insurance (SSDI) benefits; or (e) A parent providing care for a disabled family member, when the following criteria are met: (i) The disabled family member must be living in that home; and (ii) There is medical documentation to support the need for the parent to remain in the home to care for the disabled family

member. Disability shall be deemed to exist when there is a physical or mental illness or impairment. The disability shall be supported by competent medical documentation and must be of such a debilitating nature as to reduce substantially or eliminate the individual's ability to work. The disability must be expected to last for a period of at least thirty days. (OAC rule 5101:1-3-12)